

HOW TO PURCHASE TAS eBOOKS

1 Visit www.theanswer.co.za and purchase the eBook study guide you want.

- ✓ You will be asked to supply your contact details and create an account.
- ✓ Make sure you provide an accurate email address as your voucher code will be sent to this address.

2 Download the Snapplify app on your preferred device.

- ✓ Choose any of the links to download below:



Microsoft Store



Google Play

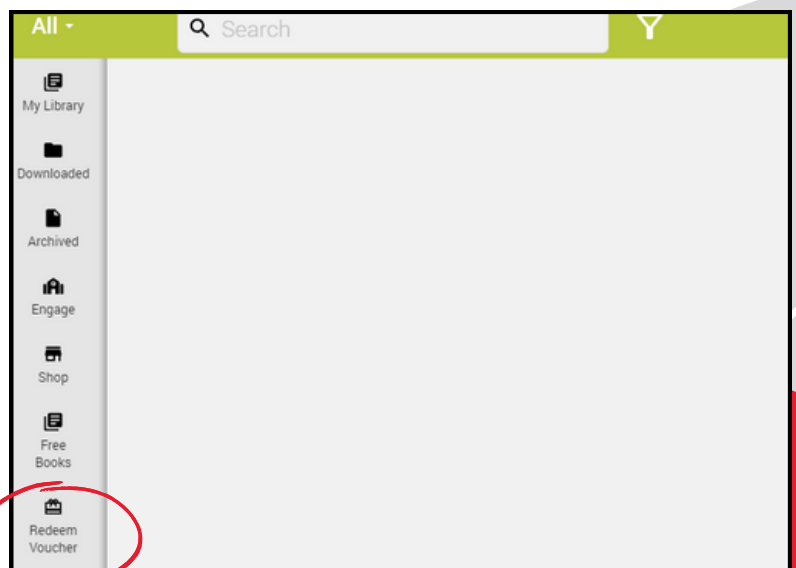
- ✓ Create a free account on the Snapplify App.
- ✓ You can install the Snapplify App and access your eBooks on more than one device, as long as you log in with the same account details every time.

3 Check your email for the voucher code for Snapplify that is generated automatically.

- ✓ If you experience any issues or delays in this step, contact info@theanswerseries.co.za or orders@theanswerseries.co.za

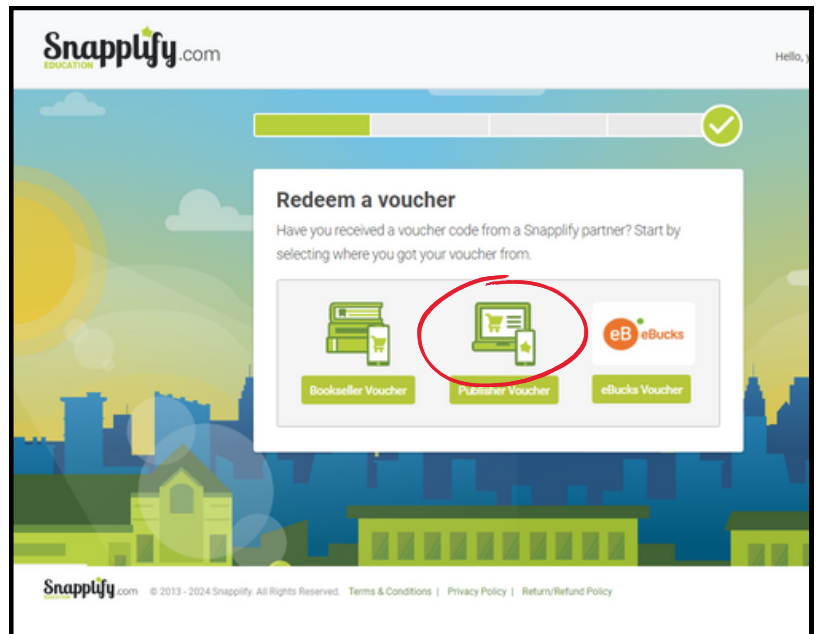
4 Open the Snapplify App on your device and click on 'redeem voucher'.

- ✓ On a laptop, this will be visible on the left-hand side of the screen.
- ✓ On a mobile device, this will be visible in the drop-down menu in the top left corner of the screen.

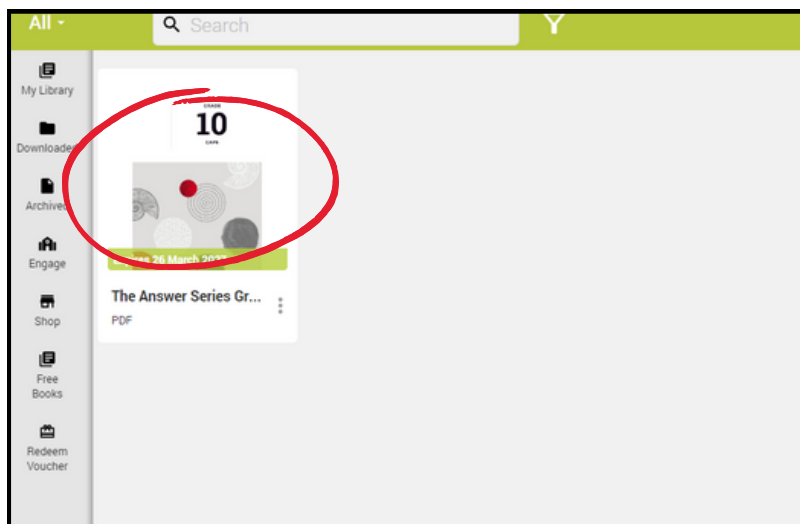


5 **In the mobile version you can directly input the voucher code to access your eBook.**

- ✓ On a laptop, a new window pops up where you need to select 'publisher voucher' and input the voucher code you received via email.
- ✓ You will be prompted to log in to Snapplify again to authenticate the code.



6 **Close and open your Snapplify App again to see the eBook now available in your library. If working on your mobile device, just refresh the App.**



50 Imam Haron Road, Claremont, Cape Town

Tel: (021) 671 0837 • info@theanswerseries.co.za